



WET DIAMOND CORE DRILL DPWC LARGE DIAMETER SEGMENTED REINFORCED CONCRETE



CORE DRILL APPLICATIONS

CLASS A ENGINEERING BRICKS
FLINT AGGREGATE COMMON
CLASS B ENGINEERING BRICKS
LIGHTLY REINFORCED CONCRETE
HEAVILY REINFORCED CONCRETE
CONCRETE
HARD YORK STONE
LONDON BRICK
GENERAL HOUSE BRICK
HANDMADE BRICKS
FACING BRICKS
LIGHTWEIGHT CONCRETE BLOCK
BREEZE BLOCK
ABRASIVE SAND / GRITSTONE

HIGHLY SUITED

SUITABLE WITH RESERVATIONS

EXCELLENT PERFORMANCE & OUTPUT



USE ME FOR

All types of brick including class A & B engineering
All types of concrete including light & heavily reinforced
Stone such as Hard York
Occasional use in lightweight block and abrasive stone
For hand held and above 82mm, rig mounted use

FEATURES

- Segments > 10mm Turbo / Roof top
- Bonding > Laser welded
- Fitting > 1/2" BSP (M) x 350 mm - 35 - 52 mm
- Fitting > 1 1/4" UNC (F) x 450 mm - 52 mm & above
- Perform > Excellent performance & output

SIZES

DPWC - 1/2" BSP (M) 350mm Length	
35DPWC	
38DPWC	
40DPWC	
42DPWC	
47DPWC	
52DPWC-R1/2	

DPWC - 1 1/4" UNC (F) 450mm Length		
52DPWC	117DPWC	212DPWC
57DPWC	122DPWC	225DPWC
62DPWC	127DPWC	250DPWC
67DPWC	132DPWC	275DPWC
77DPWC	142DPWC	300DPWC
82DPWC	152DPWC	350DPWC
92DPWC	162DPWC	400DPWC
102DPWC	172DPWC	450DPWC
107DPWC	182DPWC	500DPWC
112DPWC	202DPWC	

ASPHALT & ABRASIVE MATERIAL SEGMENTS ARE ALSO AVAILABLE IN A FULL RANGE OF DIMENSIONS

IF YOU HAVE A SPECIAL REQUEST PLEASE GET IN TOUCH

FOR SPECIAL MAKE CORES PLEASE ALLOW APPROX. 3 DAYS DELIVERY

USE WITH AGP DRILLING RIGS & MOTORS



ACCESSORIES & PROCESS DIAGRAMS

ALTERNATIVE PRODUCTS



ORDER LINE: 01909 552470

EMAIL: INFO@DURO-YOKOTA.CO.UK

WWW.DURO-DIAMONDS.COM






WET CORE DRILLING OF HEAVY DUTY & REINFORCED CONCRETE APPLICATIONS HAND HELD OR RIG MOUNTED EXTERNAL, NO REQUIREMENT FOR DUST FREE DRILLING


REINFORCED CONCRETE

All types of brick including class A & B engineering - All types of concrete including light & heavily reinforced Stone such as Hard York - Occasional use in lightweight block and abrasive stone

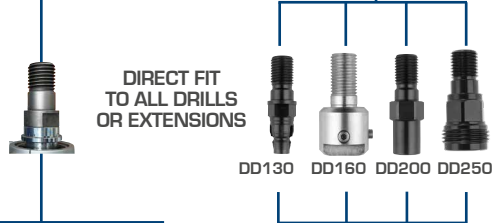
CORE DRILL OPTIONS



EXTENSIONS



DIRECT FIT / ADAPTORS



POWER TOOL



DRILL RIGS

